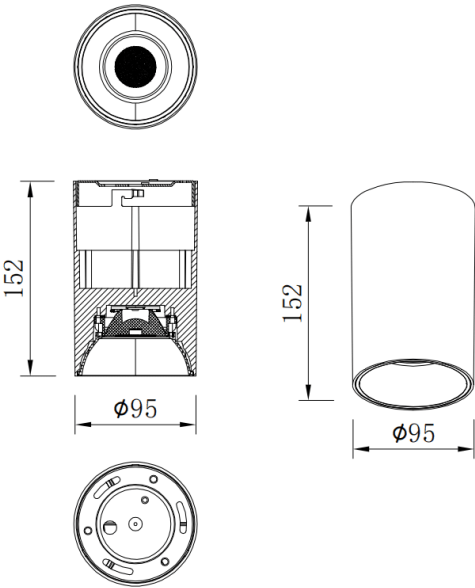




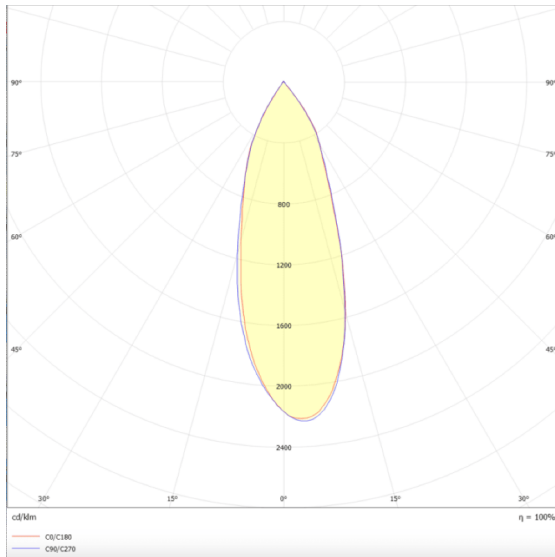
Dimensions

Product dimensions (mm) Ø95X152 mm

Scheme



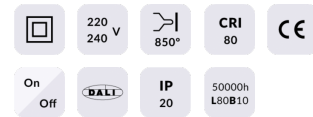
Photometry



TUBULAR-S

| | |
|--------------|--------------------|
| Item code | 86.SD01.2431.02 |
| Product type | Indoor |
| Category | Surface Downlights |
| Family | TUBULAR-S |

Pictograms



| | |
|-----------------------------------|----------------------|
| Product | |
| Real power (W) | 20 |
| Real luminous flux (Lm) | 1600 |
| Luminous efficiency (Lm/W) | 80 |
| Beam angle (°) | 40 |
| Life time (h) | 50000h L80B10 |
| IP | IP65 |
| Control gear | ON-OFF |
| Colour temperature (K) | 4000 |
| Colour consistency (SDCM) | SDCM<3 |
| CRI | 80 |